

# AGE PROFILE & DENSITY MEDICAL IMAGING EQUIPMENT 2023 EDITION COMPUTED TOMOGRAPHY (CT)



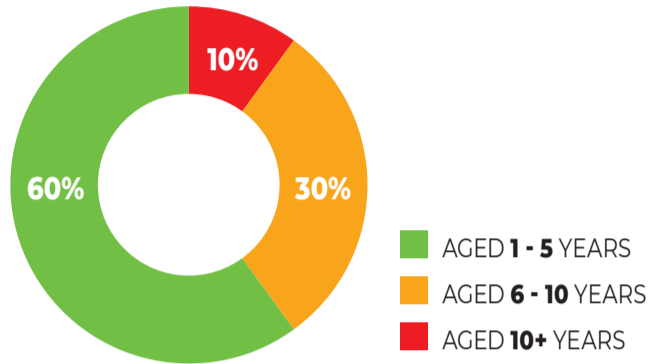
## CT AGE PROFILE

### THE COCIR GOLDEN RULES

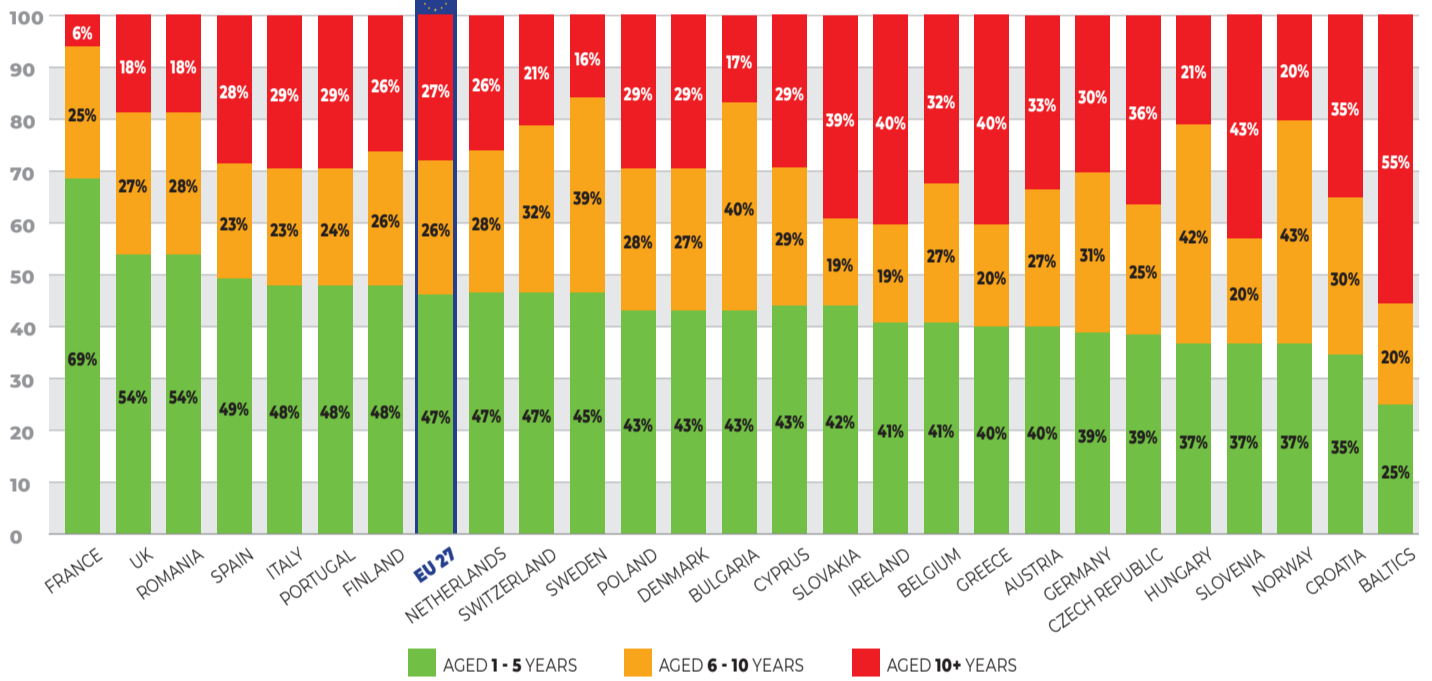


- 1 **60%** At least **60%** of the installed equipment base should be **less than five years old**.
- 2 **30%** No more than **30%** of the installed equipment base should be **between six to ten years old**.
- 3 **10%** No more than **10%** of the age profile should be **more than ten years old**.


### APPROPRIATE MIX IN THE AGE PROFILE OF INSTALLED EQUIPMENT



## CT UNITS / COMPLIANCE WITH GOLDEN RULES / EUROPE



Approximately **one fourth** of the CT installed base in Europe is now **MORE THAN 10 YEARS OLD**

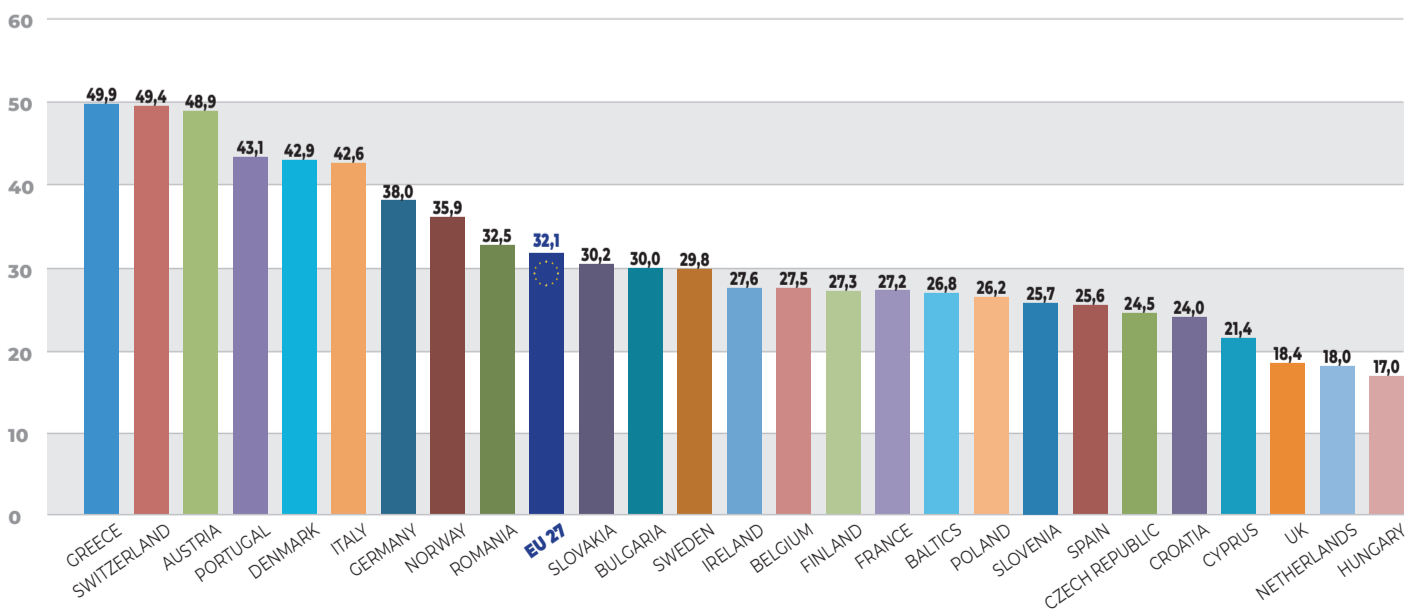


The majority of these CT units are in: **GERMANY, ITALY, SPAIN, POLAND, UK and GREECE.**



## CT DENSITY

### CT UNITS / MILLION INHABITANTS / EUROPE



The data has been provided by the following COCIR member Companies:  
**Canon Medical Systems; GE Healthcare; Philips Healthcare; Siemens Healthineers.**



# AGE PROFILE & DENSITY MEDICAL IMAGING EQUIPMENT 2023 EDITION

## MAGNETIC RESONANCE IMAGING (MRI)

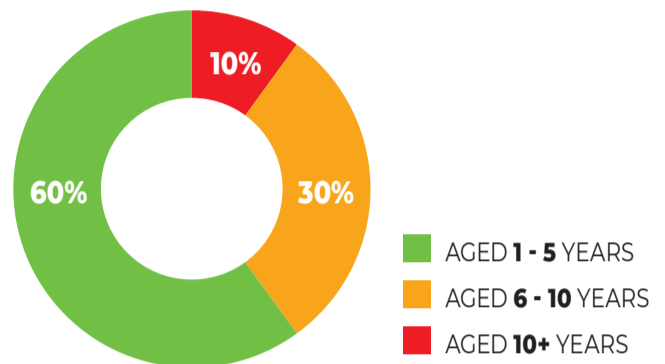
### MRI AGE PROFILE

#### THE COCIR GOLDEN RULES

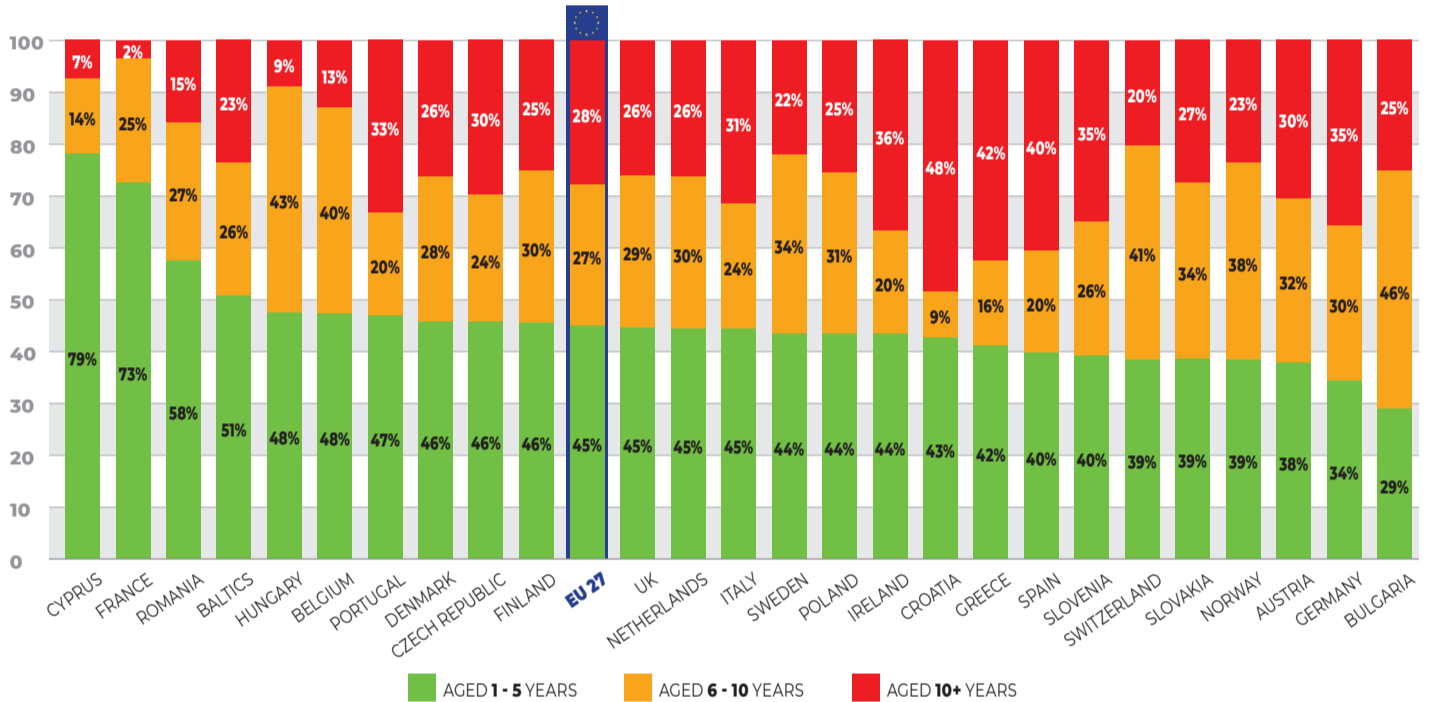


- 60%** At least **60%** of the installed equipment base should be **less than five years old**.
- 30%** No more than **30%** of the installed equipment base should be **between six to ten years old**.
- 10%** No more than **10%** of the age profile should be **more than ten years old**.


#### APPROPRIATE MIX IN THE AGE PROFILE OF INSTALLED EQUIPMENT



### MRI UNITS / COMPLIANCE WITH GOLDEN RULES / EUROPE



More than **one fourth** of the MRI installed base in Europe is now **MORE THAN 10 YEARS OLD**

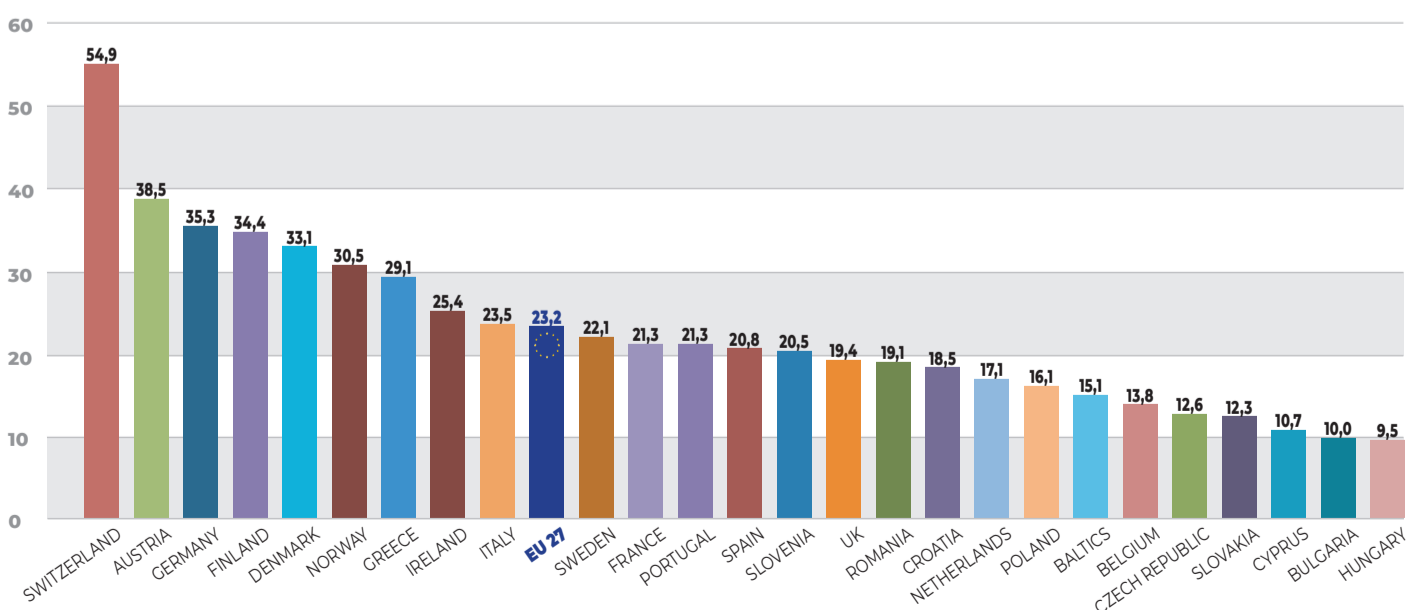


The majority of these MRI units are in: **GERMANY, ITALY, SPAIN, UK and POLAND.**



### MRI DENSITY

### MRI UNITS / MILLION INHABITANTS / EUROPE



The data has been provided by the following COCIR member Companies:  
**Canon Medical Systems; GE Healthcare; Philips Healthcare; Siemens Healthineers.**

# AGE PROFILE & DENSITY MEDICAL IMAGING EQUIPMENT 2023 EDITION X-RAY INTERVENTIONAL



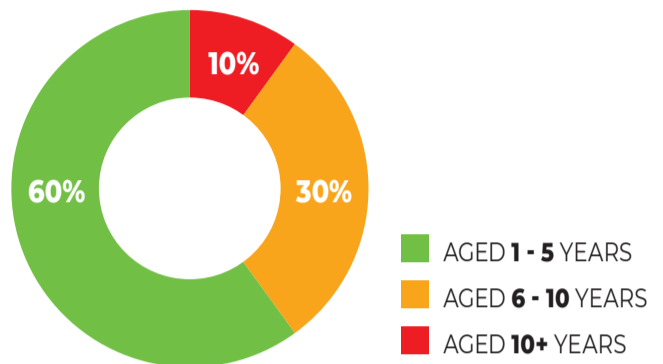
## X-RAY INTERV. AGE PROFILE

### THE COCIR GOLDEN RULES

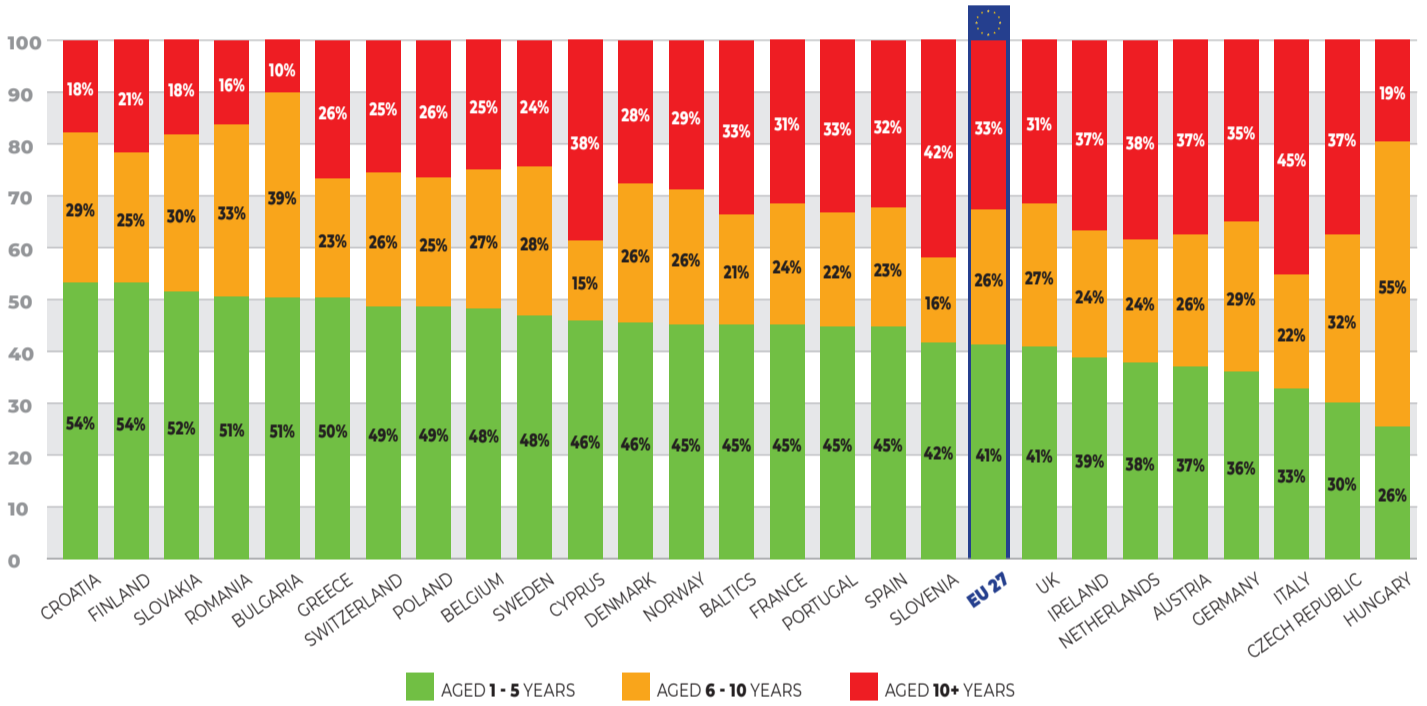


- 1 **60%** At least **60%** of the installed equipment base should be **less than five years old**.
- 2 **30%** No more than **30%** of the installed equipment base should be **between six to ten years old**.
- 3 **10%** No more than **10%** of the age profile should be **more than ten years old**.

### APPROPRIATE MIX IN THE AGE PROFILE OF INSTALLED EQUIPMENT



## X-RAY INTERV. UNITS / COMPLIANCE WITH GOLDEN RULES / EUROPE



**1/3**

Approximately **one third** of the X-RAY INTERVENTIONAL installed base in Europe is now **MORE THAN 10 YEARS OLD**



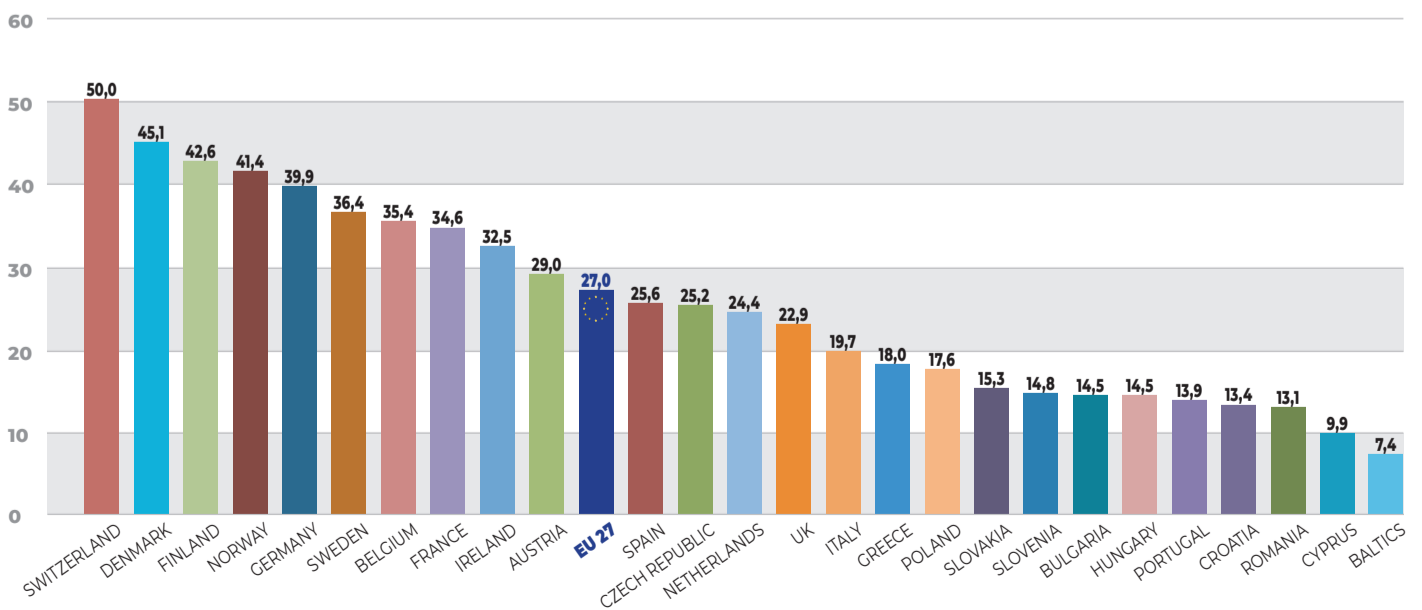
The majority of these X-RAY INTERVENTIONAL units are in:

**GERMANY, FRANCE, ITALY, UK and SPAIN.**



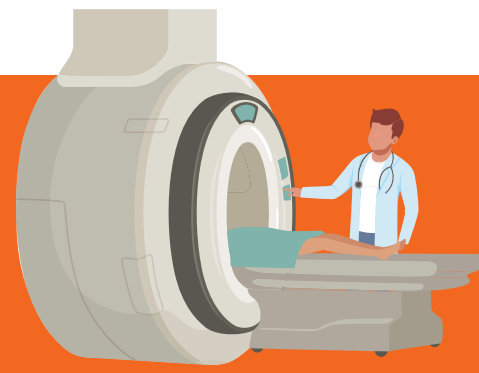
## X-RAY INTERV. DENSITY

### X-RAY INTERV. UNITS / MILLION INHABITANTS / EUROPE



The data has been provided by the following COCIR member Companies:  
**Canon Medical Systems; GE Healthcare; Philips Healthcare; Siemens Healthineers.**

# AGE PROFILE & DENSITY MEDICAL IMAGING EQUIPMENT 2023 EDITION MOLECULAR IMAGING POSITRON EMISSION TOMOGRAPHY (MI-PET)



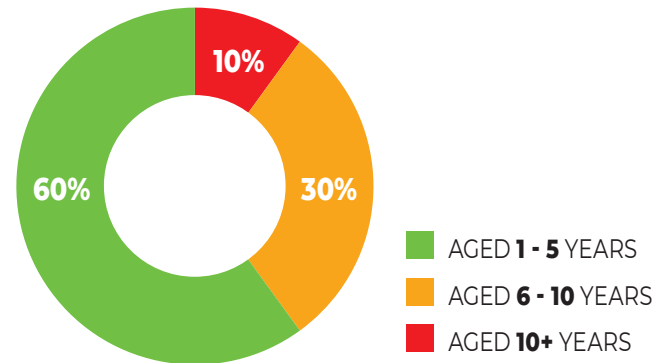
## MI-PET AGE PROFILE

### THE COCIR GOLDEN RULES

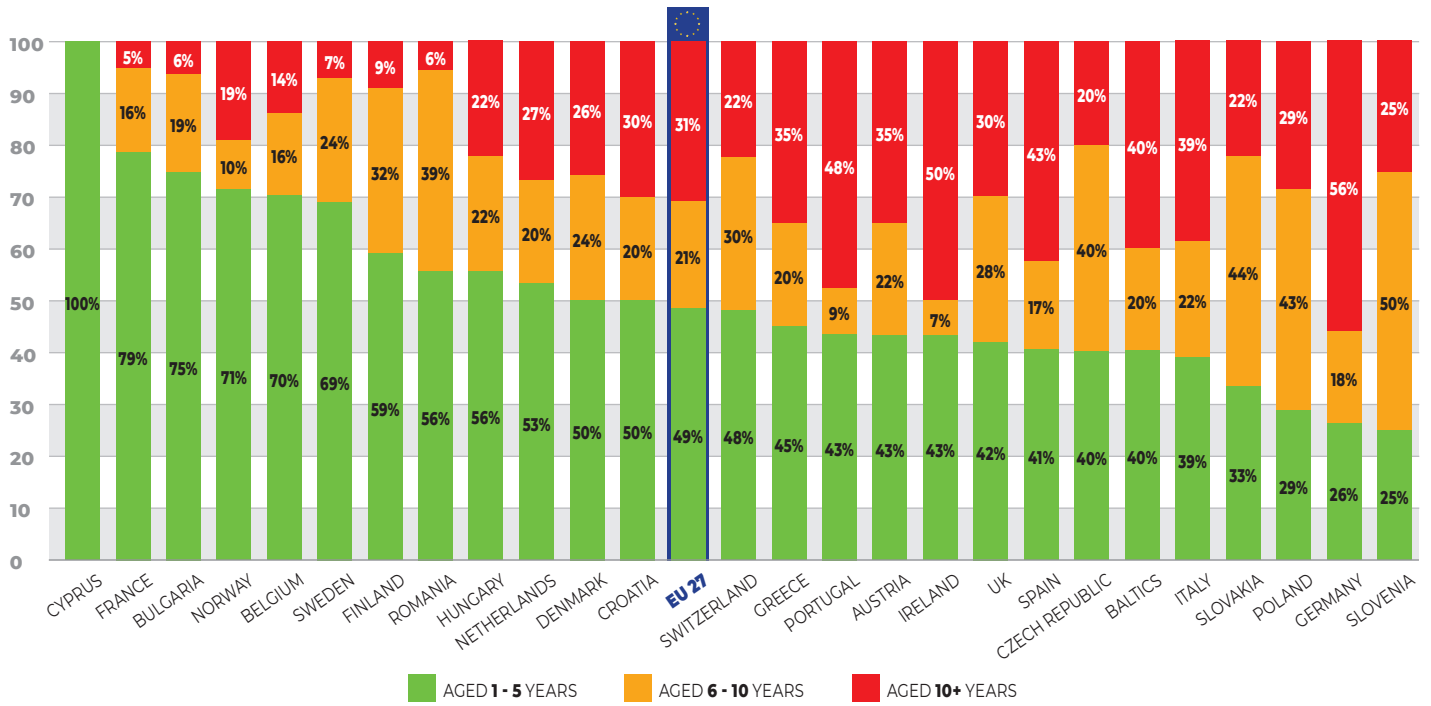


- 1 **60%** At least **60%** of the installed equipment base should be **less than five years old**.
- 2 **30%** No more than **30%** of the installed equipment base should be **between six to ten years old**.
- 3 **10%** No more than **10%** of the age profile should be **more than ten years old**.

### APPROPRIATE MIX IN THE AGE PROFILE OF INSTALLED EQUIPMENT




## MI-PET UNITS / COMPLIANCE WITH GOLDEN RULES / EUROPE

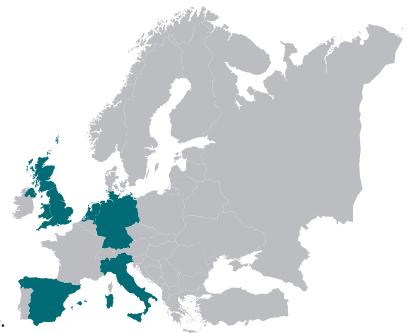


**1/3**

Approximately **one third** of the MI-PET installed base in Europe is now **MORE THAN 10 YEARS OLD**

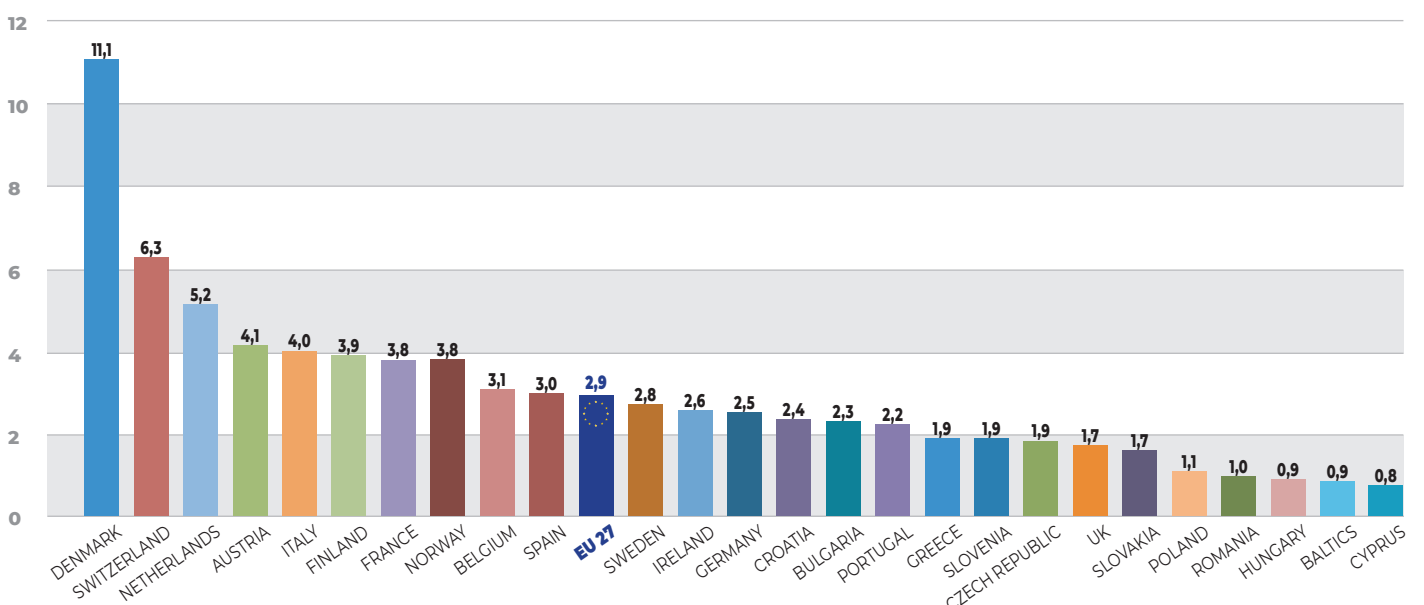


The majority of these MI-PET units are in: **GERMANY, ITALY, SPAIN, UK and THE NETHERLANDS.**



## MI-PET DENSITY

### MI-PET UNITS / MILLION INHABITANTS / EUROPE




The data has been provided by the following COCIR member Companies:  
**Canon Medical Systems; GE Healthcare; Philips Healthcare; Siemens Healthineers.**

# AGE PROFILE & DENSITY MEDICAL IMAGING EQUIPMENT 2023 EDITION X-RAY MAMMOGRAPHY



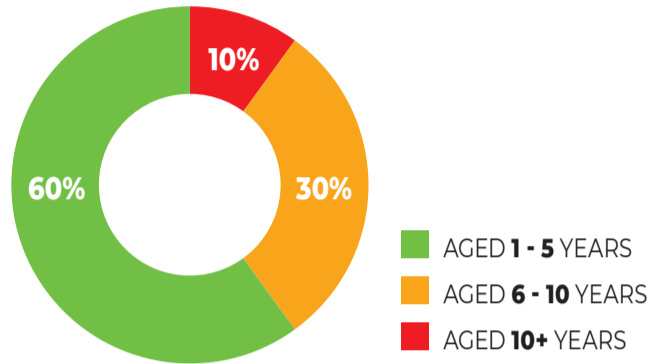
## X-RAY MAMMOGRAPHY AGE PROFILE

### THE COCIR GOLDEN RULES

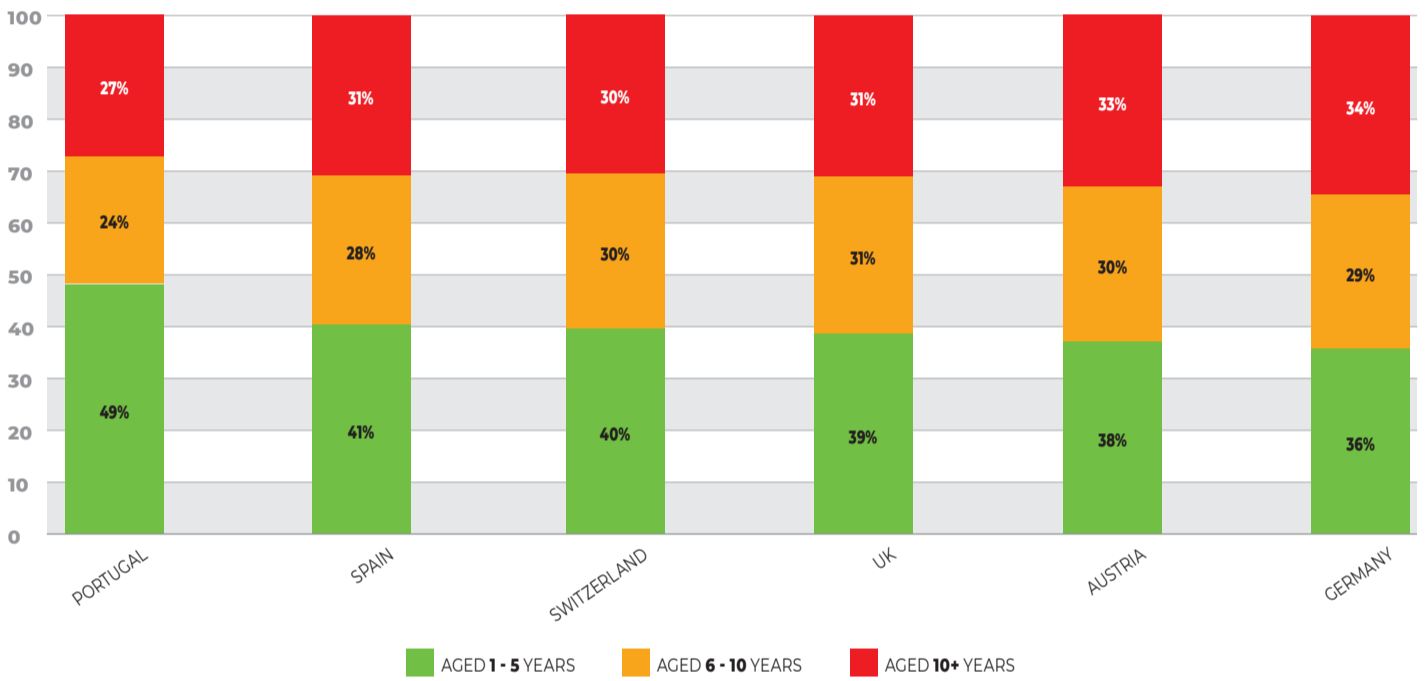


- 1 **60%** At least **60%** of the installed equipment base should be **less than five years old**.
- 2 **30%** No more than **30%** of the installed equipment base should be **between six to ten years old**.
- 3 **10%** No more than **10%** of the age profile should be **more than ten years old**.

### APPROPRIATE MIX IN THE AGE PROFILE OF INSTALLED EQUIPMENT

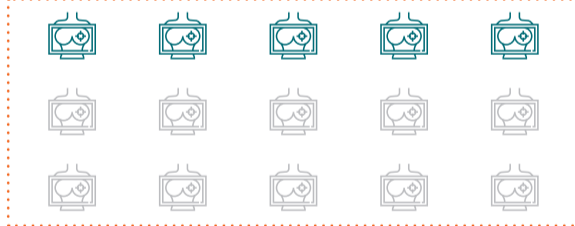


## X-RAY MAMMOGRAPHY UNITS / COMPLIANCE WITH GOLDEN RULES / EUROPE



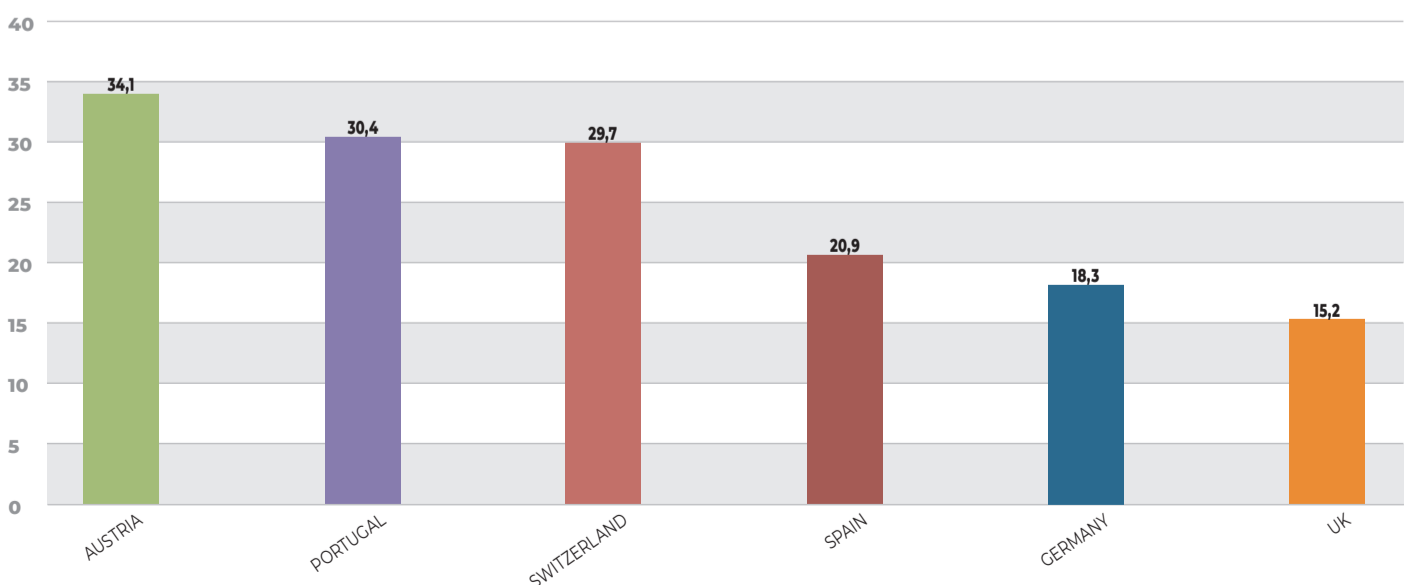
**1/3**

Approximately **one third** of the X-Ray Mammography installed base in the European countries analysed is now **MORE THAN 10 YEARS OLD**



## X-RAY MAMMOGRAPHY DENSITY

### X-RAY MAMMOGRAPHY UNITS / MILLION INHABITANTS / EUROPE



The data has been provided by the following COCIR member Companies:  
**Canon Medical Systems; Fujifilm; GE Healthcare; Hologic; Philips Healthcare; Siemens Healthineers**